

How To Welcome A New Student


A Guide for Teachers, Created by Students

*Inspired by the work of CUNY-IIE &
Where Butterflies Fill The Sky by Zahra Marwan*



Written and Illustrated by
The Third Grade Dual Language Students in Class 3-312

Mahoney-Velasquez Publishing
P.S. 212, Jackson Heights, New York
June 2023

Made with Love 

June 2023

To all beings on this planet.
May you be happy.
May you be healthy.
May you be peaceful.
May you be free.
-DMK


To anyone who has felt out of
place.
You matter.
You are valuable.
You are cared for.
And most importantly, you belong.
-MV




Marina Velasquez,
Third Grade Dual
Language Teacher
mvelasquez14@schools.nyc.gov

Danielle
Mahoney-Kertes
UFT Teacher Center
Literacy Coach
dmahone2@schools.nyc.gov

Table of Contents



1. Introduction
2. Make Students Feel Comfortable
3. Teach Me Your Name!
4. How To Learn About Culture
5. Accept & Support Students From All Over the World



6. Languages Around the World
7. Learning A New Language
8. What Materials Do YOU Need?
9. Important People, Important Places
10. Getting Around The School
11. Ways to Get To Know Your New Student
12. Things to Do, Things to Avoid

13. Believe in Yourself
14. Do You Have More Tips?
15. Meet the Authors & Illustrators



Introduction




Do you have a new student from a different culture, or a student who just came from another country in your class? It is important to welcome them in and help them feel like they are a part of your community!

This guide will help you make your new kid feel welcome here. You will learn about how to greet them, how to encourage your students to play with them at recess, how to teach them a new language, how to pronounce their name correctly and so much more.

Now let's start learning how to help kids know that they belong!

Make Students Feel Comfortable




See... Listen... Learn...

First of all, you have to make a new student feel welcome in the classroom. A kid from far away could be stressed, sad or many other different feelings. ***(The immigration experience is complicated!)***

People who meet a new student can be helpful, kind, nice or sometimes mean. A new student can be **very** sensitive. Rude and mean behaviors from others can change everything! Make sure your kids are nice, kind and positive to them - and make sure you are nice, too! Be sure to pay special attention to a new student. They need your help now more than ever.

Teach Me Your Name!



Do you know how it feels to have someone say your name wrong, or even worse -make fun of your name! It is a terrible feeling! Names are important to a person's **identity**. You can read books like, [The Boy Who Shrunk His Name](#), by Sandhya Parappukkara, to help your class learn about the importance of honoring people's names and identities.

Please ask your new student their name and how to pronounce it. You might need to learn how to say it and spell it! You should also ask them how they wish to be called. Teach them your name, too!

How To Learn About Culture



Understanding your student's **culture** is important. Culture is how you do things in your country. It includes the food you eat, the languages you speak, the music you listen to, the clothing you wear, and much more (mucho más).

When you move to a different country, you have to learn a new lifestyle. When students come into your classroom, they will be learning about a new way of life. Maybe your student is from Argentina and loves soccer, tango, and eating meat and empanadas. But now that they live in the United States, they will learn to love basketball, pop music and eating pizza. Help them relate and keep their old country's loves and learn to love their new country's loves, too. Help them to learn about their new culture while respecting theirs.

Accept and Support Students From All Over the World



Image source:
mapsoftheworld.com

Will you welcome your new student with a smile no matter what country they come from? It is important to accept your student no matter what part of the world they came from. Students can come from different parts of the world. People could be from India, China, Hungary, Japan, Mexico, Colombia (and even a different place in America.) So, listen to students and learn about where they come from. People can be bullied by others because of where they are from. Do not bully them because they do not want to be bullied! Instead, stand up for them! Remember, people can be from all over the world!

Languages Around The World




South America and islands in the Caribbean usually speak Spanish, although Brazil speaks Portuguese.



In Europe, languages such as Italian, Spanish, French, Portuguese, and even English are spoken.



In Africa, people speak many languages, such as Wolof, Xhosa, Twi, Swahili and more.



In Asia, people speak Chinese, Japanese, Cantonese, and others. People in Australia speak English for the most part.

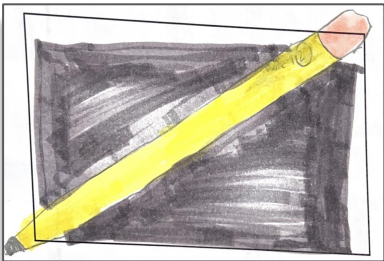


Learning A New Language



¡No es fácil aprender un nuevo idioma! No, it is not easy to learn a new language and English can be really complicated to learn! Your new kid is probably from another country and speaks another language, and you have to understand your kid. If your new kid doesn't know how to speak English and speaks Spanish, they can join one of the bilingual dual language classes! But, if they're not able to, there are other things that can be done.

If you just so happen to know your new student's language but the rest of the class does not understand, you could translate for the rest of the class and help your student with the new language. Otherwise, you can always use Google translate, or even ask somebody to help you translate.


What Materials Do YOU Need?



You know that students need lots of supplies to learn and grow! Please remember that your new student may need help getting new materials.

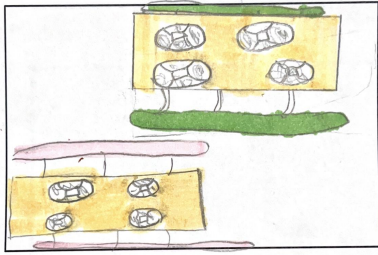
They will need important materials like notebooks, folders, pencils, and don't forget about the coloring tools! If they don't have their own supplies, see if a classmate can share or ask the principal for some extra pencils and notebooks. Your student will appreciate your help.

Important People, Important Places



Helping a new student find different places in the school can make them feel safe.


First, give a new student a tour of the classroom. The classroom is **really** important because we do most of our work here. *(You can tell them that sometimes they might work at their desk, and sometimes, they might even work on the floor!)*



Show your student where the lunchroom is! The lunchroom is important because we all eat there. A new student also needs to meet the lunch aides. The lunch aides are the amazing people who take care of them there. *(They help keep us safe at recess, too.)*




Students will need to visit the gym and art room. Be sure to show them where these rooms are located!



Important People, Important Places




Introduce students to the principal and assistant principals! They will check in on how the class is doing and say positive things to help everyone learn and grow.



The principal's office can be used to do the pledge or to have a talk if the principal wants to tell you something.




Have your student meet the school counselor. She is always there to listen and help. ❤️



The nurse is really important because kids can get hurt and they need a nurse to help them get better. Take them to the nurse's office to say hi.

Getting Around The School!



Being new at a place can make anyone nervous. Getting to know the special places in a school is important because you don't want your student to get lost. Go on a tour with your new student! You can also print out a map of the school and share it with your new student. This will really help a new kid learn how to get from place to place while feeling calm and comfortable!

Ways To Get To Know Your New Student



- ★ Spend time and joke with them!
- ★ Play with them at recess!
- ★ Give encouragement to your immigrant students and all students because they might need to feel comfortable!
- ★ If you see someone bullying an immigrant student, stand up for them.
- ★ Help them be comfortable by having students write letters of encouragement.
- ★ Maybe something happened with their **ancestors**. Your ancestors are the people who lived a long time ago who are directly related to you. Everybody has a story and maybe they had to leave home, so listen to them.
- ★ Help them and teach them without getting mad.
- ★ Be their partner.
- ★ Make sure to filter your thoughts about them. You don't want to say something hurtful.

Things to Do




- Introduce yourself
- Give kids a tour of the school
- Teach new students the rules and routines
- Give kids feedback
- Respect their culture
- Try to learn their language and allow them to use **translanguaging**.
- Include them in activities
- Use **cognates**. *Cognates are words in two or more languages that look, sound and mean the same (like elephant and elefante).*
- Have a seat ready for them

Things to Avoid




- Ignoring them
- Excluding them
- Being biased and treating people unequally
- Letting the other students be unkind
- Making them feel invisible
- Making fun of the way they speak
- Showing favorites
- Being rude
- Allowing the other students to make fun of their country
- Saying “We only speak English here!”

Believe in Yourself!



Print this poster for your classroom!

Do You Have More Tips?



Teachers, we believe in YOU! If you have other ideas to add, please jot them down here. We hope this guide will help you welcome new students for years to come.

Remember to be patient and kind with yourself as you work to help your students feel welcome. We know that teaching isn't easy! ❤️ We appreciate YOU!

Meet The Authors & Illustrators!



Third Grade Dual Language Students

Lucas, Kamila, Vera, Christian, Arianna, Matias, Leo, Alinna, Isabella S.
Keila, Julian, Eva, Natalia, Valerie, Ximena, Daniela, Diego, Zaira, Edison
Danna, Liam, Samantha M., David, Matteo, Isabella M., Samantha P.